

Signify Classified - Internal
Cooper Lighting Solutions Photometric Lab
1121 Highway 74 South
Peachtree City, GA 30269



Scaled data based on original data using
LM-79-2019 Approved Method: Electrical and Photometric Measurements of Solid-
State Lighting Products

Test Report Prepared for
Cooper Lighting Solutions

Brand: CORELITE

Report Number: P958963

Luminaire Tested: CB2-B-030U-085D-840-1D-UNV-STD-W-4

Issue Date: 2/12/2025

Test Information

Test Method: LM-79-2019
Report Number: P958963
REPORT IS SCALED FROM IESNA LM-79-08 TEST DATA (G2-2405-119-1, G2-2312-242-18)
Test Lab: INNOVATION CENTER
Issue Date: 2/12/2025
Manufacturer: COOPER LIGHTING SOLUTIONS
Product Line: CORELITE
Catalog Number: CB2-B-030U-085D-840-1D-UNV-STD-W-4
Description: CORELITE BASIC SLOT LED LUMINAIRE, BATWING UPLIGHT
2-INCH APERTURE
DOWNLIGHT 850 LUMENS PER FOOT
UPLIGHT 300 LUMENS PER FOOT
Light Source: 4000K CCT, 80 CRI LEDS
Ballast/Driver: ELECTRONIC DRIVER

Summary

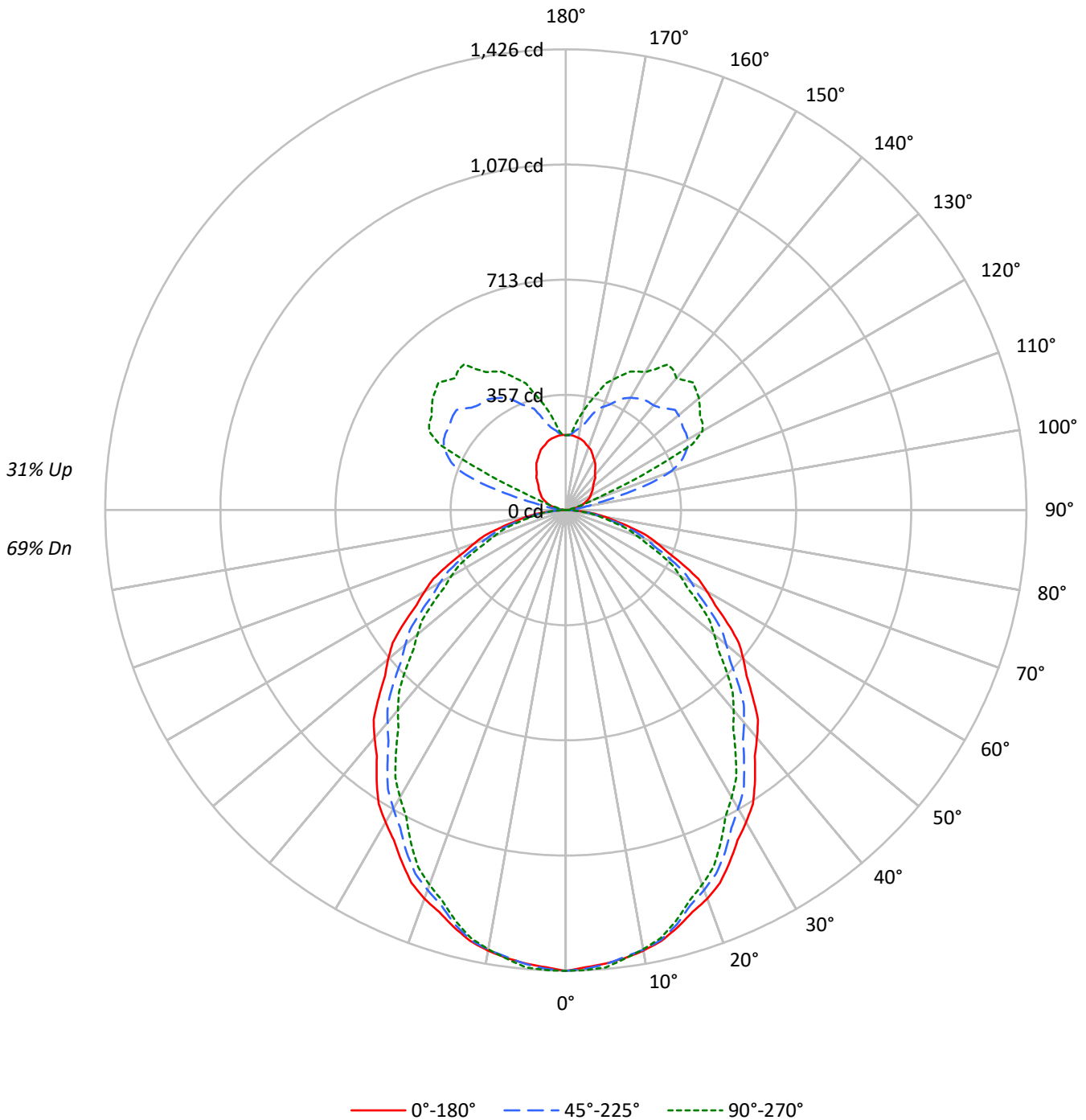
Lumens per Lamp: N/A
Luminaire Lumens: 4850.7 lumens
Efficiency: N/A
Efficacy: 130.7 lumens/watt
Spacing Criteria (0/90/45): 1.17 / 1.09 / 1.24
Luminous Opening: Rectangular (W 0.15' x L: 4' x H: 0')
CIE Type: Semi-Direct

Input Watts (W): 37.1
Input Voltage (V): 120
Input Current (A_{in}): NR
Voltage Rise (V): NR
Power Factor: NR
Total Harmonic Distortion (THDi): NR
Frequency (hertz): 60
Stabilization Time: NR
Operation Time: NR
Ambient Temperature (°C): NR
Test Distance: 24 FT



TEST NUMBER: P958963
CATALOG NUMBER: CB2-B-030U-085D-840-1D-UNV-STD-W-4

Luminous Intensity Polar Plot





TEST NUMBER: P958963

CATALOG NUMBER: CB2-B-030U-085D-840-1D-UNV-STD-W-4

COEFFICIENT OF UTILIZATION - ZONAL CAVITY METHOD:

RF	20				20				20				20				20	
RC	80				70				50				30				10	0
RW	70	50	30	10	70	50	30	10	50	30	10	50	30	10	50	30	10	0
RCR																		
0	112	112	112	112	105	105	105	105	94	94	94	83	83	83	73	73	73	69
1	102	98	94	90	96	93	89	86	83	80	78	73	72	70	65	64	62	58
2	93	86	80	74	88	81	76	71	73	68	65	65	62	59	58	55	53	49
3	85	76	68	62	80	72	65	60	64	59	55	58	53	50	51	48	45	42
4	78	67	59	53	74	64	57	51	57	52	47	52	47	43	46	42	39	36
5	72	60	52	46	68	57	50	44	52	45	41	46	41	38	42	38	34	32
6	66	54	46	40	63	52	44	39	47	40	36	42	37	33	38	34	30	28
7	62	49	41	35	58	47	39	34	43	36	32	38	33	29	35	30	27	25
8	57	45	37	31	54	43	36	30	39	33	28	35	30	26	32	28	25	22
9	54	41	33	28	51	39	32	27	36	30	26	33	28	24	30	25	22	20
10	50	38	30	26	47	36	29	25	33	27	23	30	25	22	27	23	20	18

AVERAGE LUMINANCE (cd/sqm):

	0°	45°	90°
0°	24844	24844	24844
5°	24633	24671	24845
10°	24493	24435	24416
15°	24107	23948	23751
20°	23727	23200	22876
25°	23088	22439	21808
30°	22449	21461	20649
35°	21713	20459	19485
40°	20934	19519	18376
45°	20151	18535	17299
50°	19444	17580	16247
55°	18572	16583	15256
60°	17578	15637	14268
65°	16518	14585	13279
70°	15349	13403	12013
75°	13964	12127	10875
80°	12488	10622	9860
85°	9612	8733	7194

MAXIMUM LUMINANCE 45°-90°:

Horizontal Angle: 0°

Vertical Angle: 45°

Luminance: 20151 cd/sqm



TEST NUMBER: P958963
 CATALOG NUMBER: CB2-B-030U-085D-840-1D-UNV-STD-W-4

ZONAL LUMENS:

Zone	Lumens	% Fixture
0°-10°	134.1	2.8
10°-20°	373.9	7.7
20°-30°	537.6	11.1
30°-40°	604.3	12.5
40°-50°	583.7	12.0
50°-60°	493.2	10.2
60°-70°	354.3	7.3
70°-80°	193.6	4.0
80°-90°	51.4	1.1
90°-100°	17.4	0.4
100°-110°	107.7	2.2
110°-120°	271.5	5.6
120°-130°	326.3	6.7
130°-140°	295.9	6.1
140°-150°	235.9	4.9
150°-160°	160.9	3.3
160°-170°	85.1	1.8
170°-180°	23.7	0.5
0°-30°	1045.7	21.6
0°-40°	1650.0	34.0
0°-60°	2726.9	56.2
0°-90°	3326.3	68.6
90°-120°	396.5	8.2
90°-150°	1254.7	25.9
90°-180°	1524.0	31.4
0°-180°	4850.7	100.0

CANDELA DISTRIBUTION:

	0°	22.5°	45°	67.5°	90°	Flux
0°	1426	1426	1426	1426	1426	
5°	1409	1428	1411	1411	1421	134
15°	1337	1349	1328	1315	1317	377
25°	1201	1202	1168	1141	1135	553
35°	1021	1010	962	925	916	638
45°	818	801	752	713	702	632
55°	612	589	546	512	502	547
65°	401	386	354	329	322	397
75°	208	195	180	166	162	222
85°	48	45	44	38	36	57
90°	0	0	0	0	0	2
95°	9	23	7	5	5	11
105°	44	123	178	45	30	46
115°	76	168	406	378	288	75
125°	99	204	443	504	507	89
135°	124	226	444	520	558	96
145°	159	237	419	505	550	99
155°	193	242	373	450	473	89
165°	219	240	301	354	371	61
175°	232	235	239	243	248	22
180°	232	232	232	232	232	



TEST NUMBER: P958963

CATALOG NUMBER: CB2-B-030U-085D-840-1D-UNV-STD-W-4

CANDELA DISTRIBUTION (FULL):

	0°	22.5°	45°	67.5°	90°
0°	1426.4	1426.4	1426.4	1426.4	1426.4
2.5°	1416.8	1433.9	1421.2	1423.0	1425.5
5°	1408.9	1428.2	1411.1	1411.3	1421.0
7.5°	1398.9	1417.1	1395.6	1391.7	1400.6
10°	1384.9	1403.1	1381.6	1374.1	1380.5
12.5°	1366.6	1383.9	1363.3	1351.4	1357.0
15°	1336.9	1348.6	1328.1	1315.1	1317.2
17.5°	1304.5	1311.8	1282.2	1271.3	1269.1
20°	1280.1	1286.5	1251.7	1236.3	1234.2
22.5°	1248.6	1254.2	1217.6	1198.7	1195.7
25°	1201.4	1202.5	1167.6	1141.2	1134.8
27.5°	1152.1	1148.6	1109.9	1078.7	1070.4
30°	1116.2	1112.0	1067.1	1034.1	1026.7
32.5°	1077.8	1070.1	1025.1	989.6	982.1
35°	1021.2	1009.5	962.2	924.9	916.4
37.5°	960.9	947.7	901.3	860.7	851.0
40°	920.7	905.8	858.5	817.8	808.2
42.5°	880.5	863.9	815.7	775.0	764.5
45°	818.1	801.0	752.5	713.0	702.3
47.5°	758.6	736.9	689.8	650.5	639.8
50°	717.6	694.1	648.8	610.3	599.6
52.5°	675.6	651.3	607.7	571.0	560.3
55°	611.6	589.2	546.1	512.0	502.4
57.5°	548.3	526.7	487.3	454.8	445.4
60°	504.6	486.4	448.9	418.1	409.6
62.5°	462.7	446.2	410.5	382.3	373.8
65°	400.8	385.9	353.9	328.6	322.2
67.5°	340.8	325.8	299.9	277.3	270.0
70°	301.4	286.5	263.2	242.3	235.9
72.5°	263.9	248.1	229.1	210.0	205.3
75°	207.5	194.7	180.2	165.9	161.6
77.5°	157.7	145.3	134.8	124.7	123.6
80°	124.5	113.8	105.9	99.4	98.3
82.5°	93.1	84.9	79.7	74.9	74.7
85°	48.1	44.9	43.7	38.2	36.0
87.5°	14.0	14.0	12.2	10.5	10.5
90°	0.0	0.0	0.0	0.0	0.0
92.5°	2.4	4.0	1.6	1.6	1.6
95°	9.0	22.7	7.0	5.0	5.0
97.5°	18.8	54.4	37.8	10.2	8.8
100°	26.0	78.8	65.0	14.9	12.0
102.5°	33.2	100.1	102.6	23.7	18.4
105°	44.0	123.2	178.0	44.7	30.0
107.5°	54.6	138.3	272.8	92.2	55.6
110°	61.0	147.0	344.0	143.7	86.0



TEST NUMBER: P958963

CATALOG NUMBER: CB2-B-030U-085D-840-1D-UNV-STD-W-4

CANDELA DISTRIBUTION (continued):

	0°	22.5°	45°	67.5°	90°
112.5°	67.4	155.8	383.2	230.3	148.4
115°	76.0	167.9	406.0	378.0	288.0
117.5°	83.2	179.0	425.6	467.4	441.0
120°	88.0	187.7	436.0	480.2	489.0
122.5°	92.8	194.1	441.6	485.2	501.8
125°	99.0	203.6	443.0	504.1	507.0
127.5°	105.2	210.8	449.6	521.4	522.8
130°	110.0	215.6	456.0	527.3	538.0
132.5°	115.6	219.6	458.4	530.6	546.8
135°	124.0	225.7	444.0	519.9	558.0
137.5°	134.6	230.0	430.2	519.6	544.2
140°	141.0	231.0	423.0	531.1	533.0
142.5°	148.2	233.5	421.4	529.8	546.6
145°	159.0	237.2	419.0	505.0	550.0
147.5°	169.8	239.6	409.8	477.7	517.0
150°	177.0	240.6	401.0	468.6	493.0
152.5°	184.2	241.5	389.8	462.9	483.4
155°	193.0	241.9	373.0	449.5	473.0
157.5°	202.2	240.7	352.8	425.2	450.8
160°	207.0	239.3	340.0	407.5	430.0
162.5°	211.8	238.6	328.8	384.4	410.8
165°	219.0	239.5	301.0	354.4	371.0
167.5°	223.8	238.7	275.0	318.7	342.2
170°	227.0	238.7	259.0	291.5	311.0
172.5°	229.4	234.9	249.4	266.5	279.8
175°	232.0	234.9	239.0	243.1	248.0
177.5°	232.8	234.4	231.2	230.4	232.0
180°	232.0	232.0	232.0	232.0	232.0

LM-79-2019: Approved Method: Electrical and Photometric Measurements of Solid-State Lighting Products

Report Prepared for

Cooper Lighting Solutions

CORELITE

Report Number: SP1-2312-242-3

Test Date: 01/31/2024

Luminaire Tested: CB2-055U055D-840-1D-UNV-STD-D-W-4

Data in this report applies to families of products including CB2-055U055D-840-1D-UNV-STD-D-W-4.

Test Information

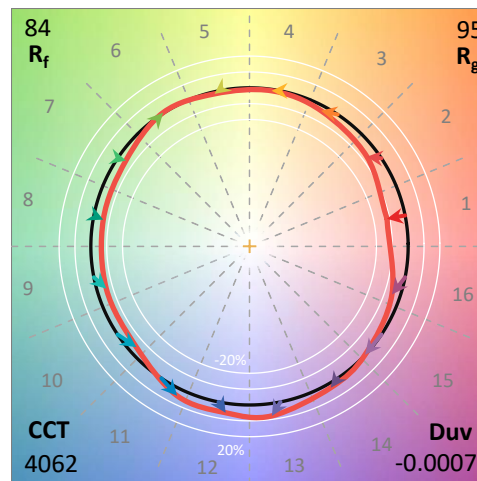
Test Method: LM-79-2019
 Report Number: SP1-2312-242-3
 Test Lab: COOPER LIGHTING SOLUTIONS
 Photometer: SP1 - 76IN SPHERE
 Measurement Geometry: 4π
 Issue Date: 01/31/2024
 Manufacturer: COOPER LIGHTING SOLUTIONS
 Product Line: CORELITE
 Catalog Number: **CB2-055U055D-840-1D-UNV-STD-D-W-4**
 Description: CORELITE BASIC 2-INCH SUSPENDED LED LUMINAIRE. 550 LUMENS PER FOOT UPLIGHT, 550 LUMENS PER FOOT DOWNLIGHT

UPLIGHT, 550 LUMENS PER FOOT DOWNLIGHT

Spectral Parameters

CCT (K): 4062
 CIE u': 0.2244
 CIE v': 0.4995
 Duv: -0.0007
 CIE x: 0.3772
 CIE y: 0.3732
 CIE z: 0.2496
 Peak Wavelength (nm): 452
 Dominant Wavelength (nm): 579
 Purity: 25.3
 Rf: 84.1
 Rg: 94.8

CRI (Ra):	84.1		
R1:	82.9	R9:	12.5
R2:	91.3	R10:	78.9
R3:	95.7	R11:	81.5
R4:	82.2	R12:	62.0
R5:	82.8	R13:	85.3
R6:	87.1	R14:	98.2
R7:	85.7		
R8:	65.4		



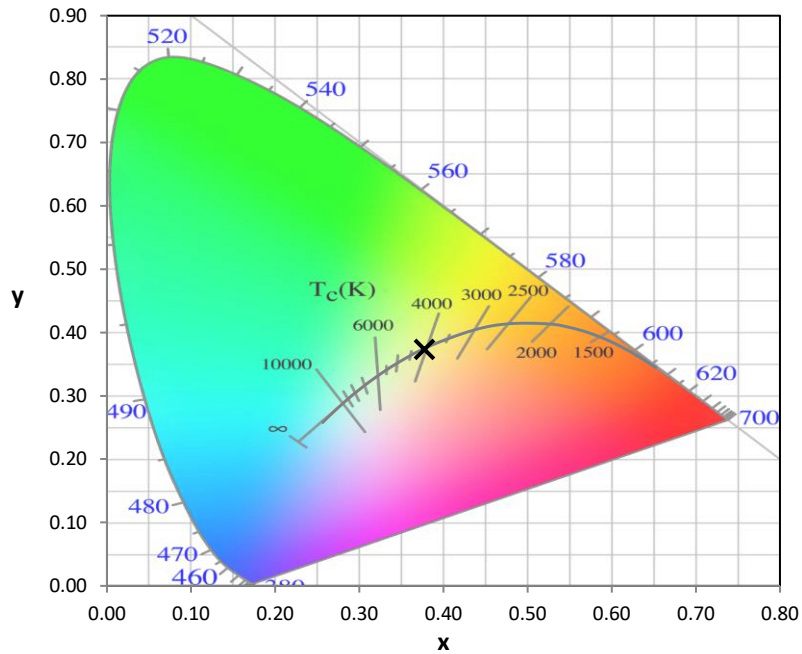
Test Conditions
 Stabilization Time: 26M
 Operation Time: 12H
 Room Temperature (°C) / RH%: 25.8/25%
 Sphere Temperature (°C): 25.2

REPORT NUMBER: SP1-2312-242-3

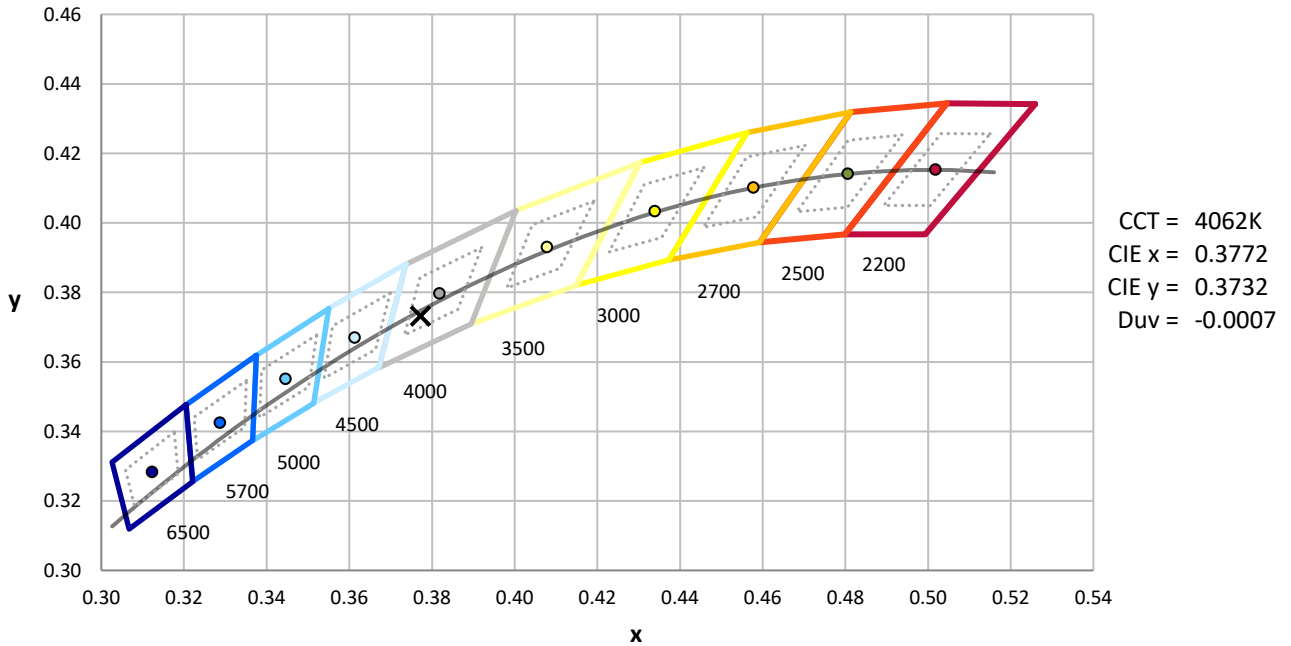
Measurement and Test Equipment			
Instrument	Identification Number	Calibration Date	Calibration Due Date
Photometer	76INCH SPHERE IN0058	8/9/2023	2/9/2024
Power Meter	XITRON 2801 IN0071	10/23/2023	10/23/2024
AC Power Source	CHROMA 61603 IN0063	10/24/2023	10/24/2024
DC Power Source	AGILENT E3634A IN0208	10/24/2023	10/24/2024
Sphere Thermometer	ONSET IN0085	10/24/2023	10/24/2024
Room Thermometer	ONSET IN0046	10/24/2023	10/24/2024

REPORT NUMBER: SP1-2312-242-3

CIE 1931 Chromaticity Diagram



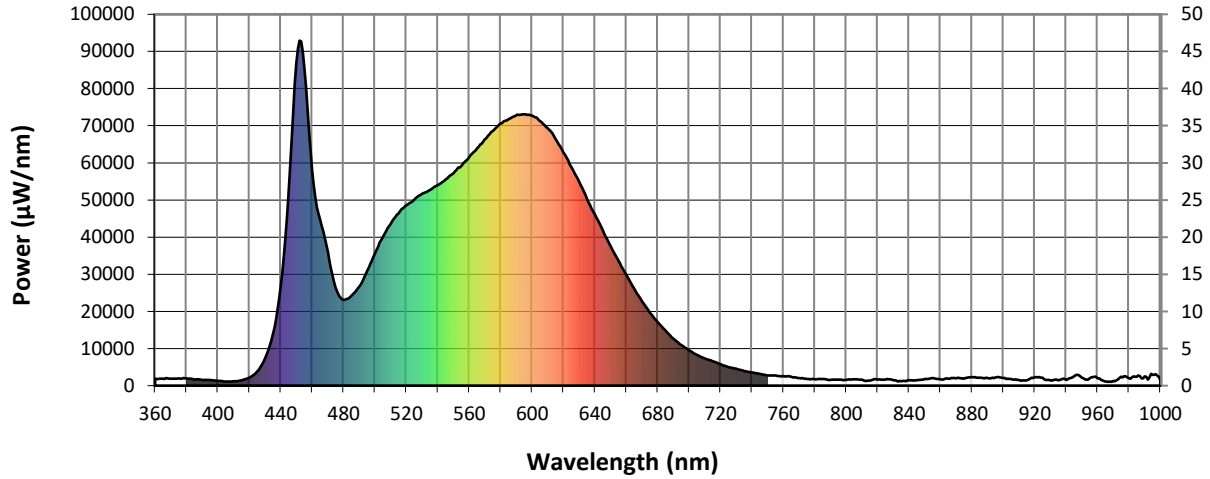
CIE 1931 Chromaticity Diagram with 2017 ANSI 7-Step and 4-Step Quadrangles



Point lies inside the ANSI 4000K 4-step quadrangle

REPORT NUMBER: SP1-2312-242-3

Photopic Flux vs. Wavelength

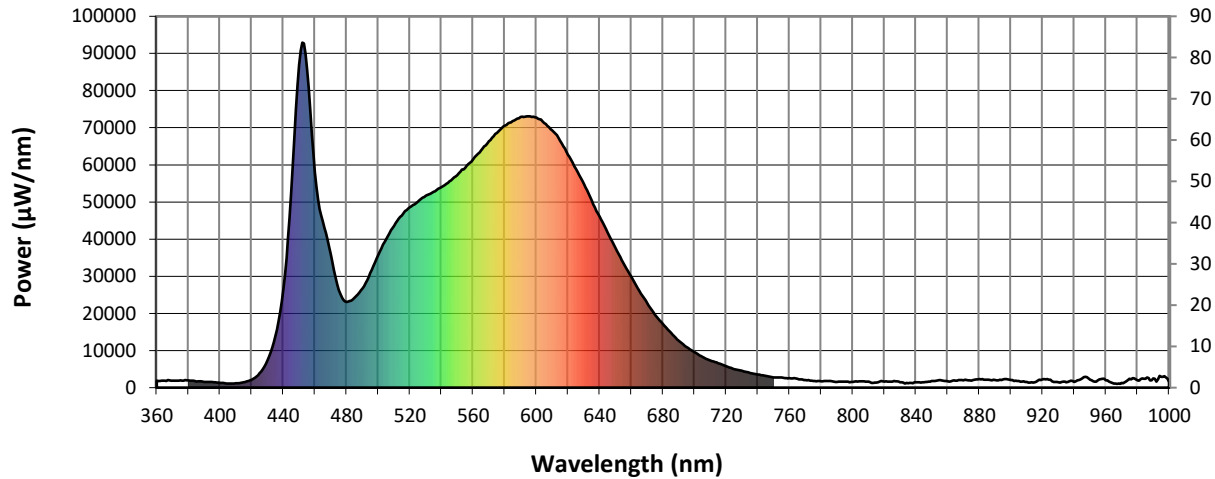


#####

λ (nm)	Power ($\mu\text{W}/\text{nm}$)	Lumens (ϕ/nm)	λ (nm)	Power ($\mu\text{W}/\text{nm}$)	Lumens (ϕ/nm)	λ (nm)	Power ($\mu\text{W}/\text{nm}$)	Lumens (ϕ/nm)	λ (nm)	Power ($\mu\text{W}/\text{nm}$)	Lumens (ϕ/nm)	λ (nm)	Power ($\mu\text{W}/\text{nm}$)	Lumens (ϕ/nm)
360	1912	NR	490	26707	NR	620	62725	NR	750	2758	NR	880	2281	NR
365	1842	NR	495	30809	NR	625	58915	NR	755	2754	NR	885	2159	NR
370	1883	NR	500	35628	NR	630	54868	NR	760	2534	NR	890	2058	NR
375	1963	NR	505	39961	NR	635	50338	NR	765	2358	NR	895	2193	NR
380	1966	NR	510	43602	NR	640	46112	NR	770	2033	NR	900	2056	NR
385	1663	NR	515	46375	NR	645	41812	NR	775	1801	NR	905	1799	NR
390	1572	NR	520	48573	NR	650	37529	NR	780	1738	NR	910	1497	NR
395	1491	NR	525	50073	NR	655	33571	NR	785	1753	NR	915	1444	NR
400	1247	NR	530	51659	NR	660	29866	NR	790	1512	NR	920	2265	NR
405	1092	NR	535	52689	NR	665	26062	NR	795	1628	NR	925	2128	NR
410	1155	NR	540	53980	NR	670	22775	NR	800	1577	NR	930	1483	NR
415	1414	NR	545	55559	NR	675	19628	NR	805	1745	NR	935	1473	NR
420	2172	NR	550	57241	NR	680	17131	NR	810	1584	NR	940	1513	NR
425	3836	NR	555	59220	NR	685	14797	NR	815	1336	NR	945	2506	NR
430	7328	NR	560	61477	NR	690	12645	NR	820	1598	NR	950	2110	NR
435	13915	NR	565	63913	NR	695	10922	NR	825	1652	NR	955	1942	NR
440	26569	NR	570	66367	NR	700	9557	NR	830	1443	NR	960	2004	NR
445	52250	NR	575	68617	NR	705	8271	NR	835	1187	NR	965	1106	NR
450	86961	NR	580	70538	NR	710	7311	NR	840	1409	NR	970	1282	NR
455	85655	NR	585	71781	NR	715	6566	NR	845	1417	NR	975	2377	NR
460	58144	NR	590	72860	NR	720	5734	NR	850	1751	NR	980	2000	NR
465	44751	NR	595	73089	NR	725	5015	NR	855	2009	NR	985	2356	NR
470	35887	NR	600	72720	NR	730	4508	NR	860	1738	NR	990	2487	NR
475	26300	NR	605	71266	NR	735	3916	NR	865	1840	NR	995	2894	NR
480	23116	NR	610	69295	NR	740	3533	NR	870	1982	NR	1000	1478	NR
485	24223	NR	615	66396	NR	745	3158	NR	875	1920	NR			

REPORT NUMBER: SP1-2312-242-3

Scotopic Flux vs. Wavelength



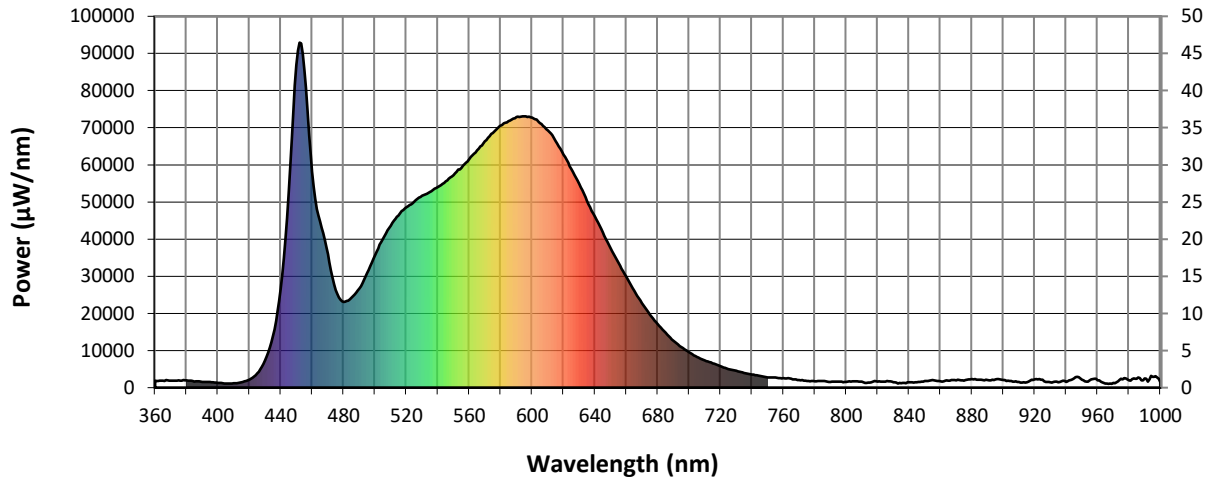
Scotopic Lumens: 7310

S/P: 1.74

λ (nm)	Power (µW/nm)	Lumens (φ/nm)	λ (nm)	Power (µW/nm)	Lumens (φ/nm)	λ (nm)	Power (µW/nm)	Lumens (φ/nm)	λ (nm)	Power (µW/nm)	Lumens (φ/nm)	λ (nm)	Power (µW/nm)	Lumens (φ/nm)
360	1912	NR	490	26707	NR	620	62725	NR	750	2758	NR	880	2281	NR
365	1842	NR	495	30809	NR	625	58915	NR	755	2754	NR	885	2159	NR
370	1883	NR	500	35628	NR	630	54868	NR	760	2534	NR	890	2058	NR
375	1963	NR	505	39961	NR	635	50338	NR	765	2358	NR	895	2193	NR
380	1966	NR	510	43602	NR	640	46112	NR	770	2033	NR	900	2056	NR
385	1663	NR	515	46375	NR	645	41812	NR	775	1801	NR	905	1799	NR
390	1572	NR	520	48573	NR	650	37529	NR	780	1738	NR	910	1497	NR
395	1491	NR	525	50073	NR	655	33571	NR	785	1753	NR	915	1444	NR
400	1247	NR	530	51659	NR	660	29866	NR	790	1512	NR	920	2265	NR
405	1092	NR	535	52689	NR	665	26062	NR	795	1628	NR	925	2128	NR
410	1155	NR	540	53980	NR	670	22775	NR	800	1577	NR	930	1483	NR
415	1414	NR	545	55559	NR	675	19628	NR	805	1745	NR	935	1473	NR
420	2172	NR	550	57241	NR	680	17131	NR	810	1584	NR	940	1513	NR
425	3836	NR	555	59220	NR	685	14797	NR	815	1336	NR	945	2506	NR
430	7328	NR	560	61477	NR	690	12645	NR	820	1598	NR	950	2110	NR
435	13915	NR	565	63913	NR	695	10922	NR	825	1652	NR	955	1942	NR
440	26569	NR	570	66367	NR	700	9557	NR	830	1443	NR	960	2004	NR
445	52250	NR	575	68617	NR	705	8271	NR	835	1187	NR	965	1106	NR
450	86961	NR	580	70538	NR	710	7311	NR	840	1409	NR	970	1282	NR
455	85655	NR	585	71781	NR	715	6566	NR	845	1417	NR	975	2377	NR
460	58144	NR	590	72860	NR	720	5734	NR	850	1751	NR	980	2000	NR
465	44751	NR	595	73089	NR	725	5015	NR	855	2009	NR	985	2356	NR
470	35887	NR	600	72720	NR	730	4508	NR	860	1738	NR	990	2487	NR
475	26300	NR	605	71266	NR	735	3916	NR	865	1840	NR	995	2894	NR
480	23116	NR	610	69295	NR	740	3533	NR	870	1982	NR	1000	1478	NR
485	24223	NR	615	66396	NR	745	3158	NR	875	1920	NR			

REPORT NUMBER: SP1-2312-242-3

Melanopic Flux vs. Wavelength



Melanopic Lumens: 3000

M/P: 0.71

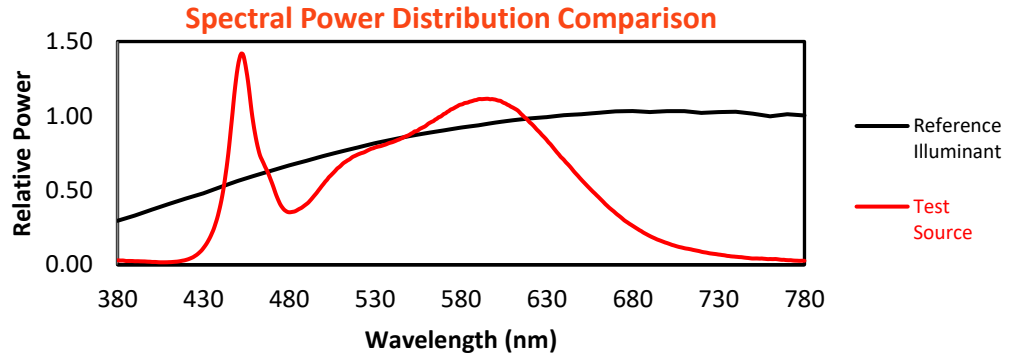
λ (nm)	Power (µW/nm)	Lumens (φ/nm)	λ (nm)	Power (µW/nm)	Lumens (φ/nm)	λ (nm)	Power (µW/nm)	Lumens (φ/nm)	λ (nm)	Power (µW/nm)	Lumens (φ/nm)	λ (nm)	Power (µW/nm)	Lumens (φ/nm)
360	1912	NR	490	26707	NR	620	62725	NR	750	2758	NR	880	2281	NR
365	1842	NR	495	30809	NR	625	58915	NR	755	2754	NR	885	2159	NR
370	1883	NR	500	35628	NR	630	54868	NR	760	2534	NR	890	2058	NR
375	1963	NR	505	39961	NR	635	50338	NR	765	2358	NR	895	2193	NR
380	1966	NR	510	43602	NR	640	46112	NR	770	2033	NR	900	2056	NR
385	1663	NR	515	46375	NR	645	41812	NR	775	1801	NR	905	1799	NR
390	1572	NR	520	48573	NR	650	37529	NR	780	1738	NR	910	1497	NR
395	1491	NR	525	50073	NR	655	33571	NR	785	1753	NR	915	1444	NR
400	1247	NR	530	51659	NR	660	29866	NR	790	1512	NR	920	2265	NR
405	1092	NR	535	52689	NR	665	26062	NR	795	1628	NR	925	2128	NR
410	1155	NR	540	53980	NR	670	22775	NR	800	1577	NR	930	1483	NR
415	1414	NR	545	55559	NR	675	19628	NR	805	1745	NR	935	1473	NR
420	2172	NR	550	57241	NR	680	17131	NR	810	1584	NR	940	1513	NR
425	3836	NR	555	59220	NR	685	14797	NR	815	1336	NR	945	2506	NR
430	7328	NR	560	61477	NR	690	12645	NR	820	1598	NR	950	2110	NR
435	13915	NR	565	63913	NR	695	10922	NR	825	1652	NR	955	1942	NR
440	26569	NR	570	66367	NR	700	9557	NR	830	1443	NR	960	2004	NR
445	52250	NR	575	68617	NR	705	8271	NR	835	1187	NR	965	1106	NR
450	86961	NR	580	70538	NR	710	7311	NR	840	1409	NR	970	1282	NR
455	85655	NR	585	71781	NR	715	6566	NR	845	1417	NR	975	2377	NR
460	58144	NR	590	72860	NR	720	5734	NR	850	1751	NR	980	2000	NR
465	44751	NR	595	73089	NR	725	5015	NR	855	2009	NR	985	2356	NR
470	35887	NR	600	72720	NR	730	4508	NR	860	1738	NR	990	2487	NR
475	26300	NR	605	71266	NR	735	3916	NR	865	1840	NR	995	2894	NR
480	23116	NR	610	69295	NR	740	3533	NR	870	1982	NR	1000	1478	NR
485	24223	NR	615	66396	NR	745	3158	NR	875	1920	NR			

REPORT NUMBER: SP1-2312-242-3

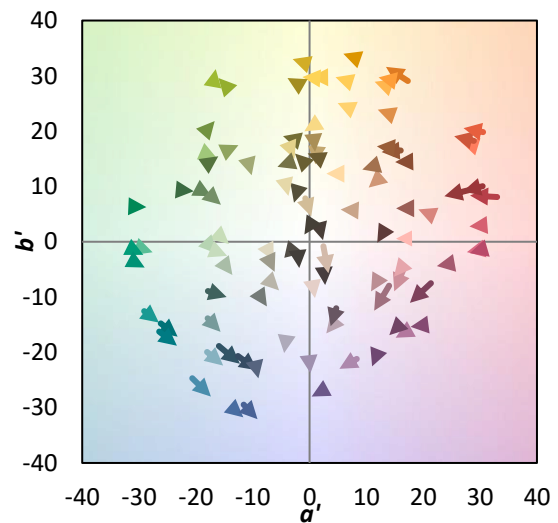
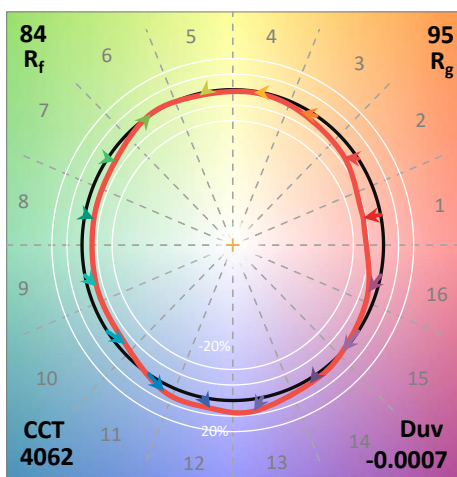
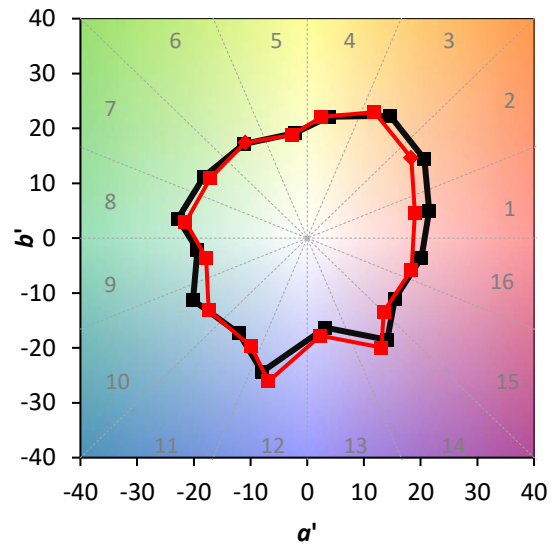
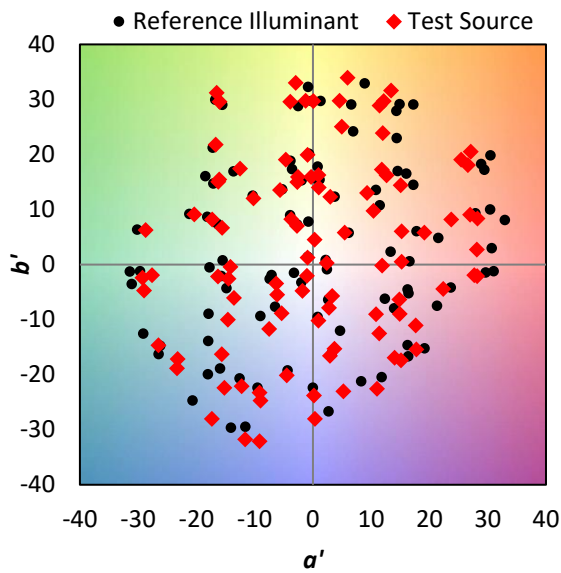
TM-30-18

Summary

$R_f = 84.1$
 $R_g = 94.8$
 $CIE R_a = 84.1$
 $R_9 = 12.5$



Color Vector Graphics

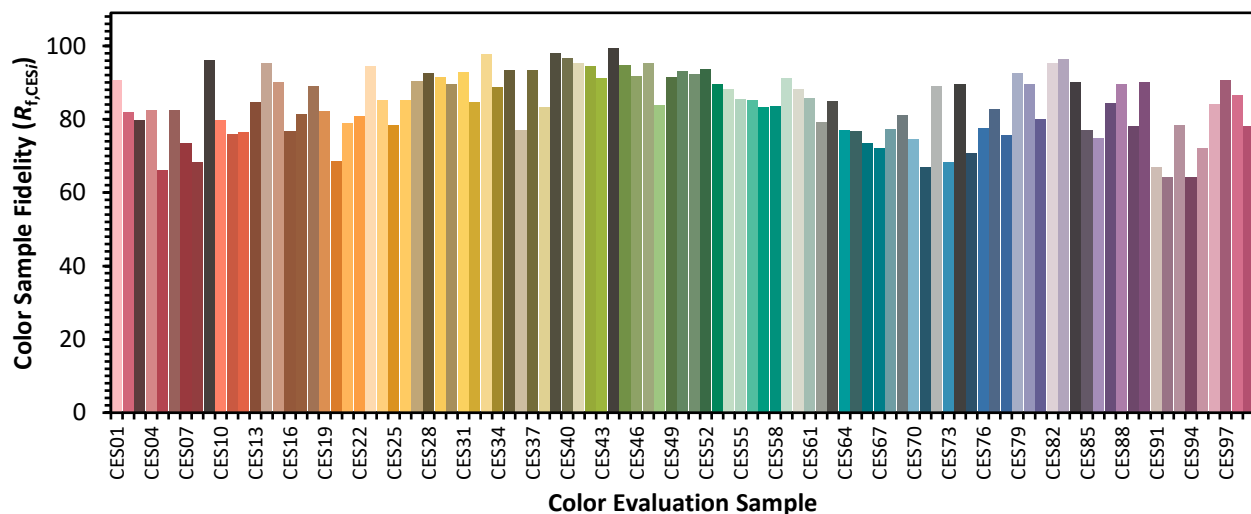


REPORT NUMBER: SP1-2312-242-3

TM-30-18

Individual Sample Fidelity Index ($R_{f,i}$)

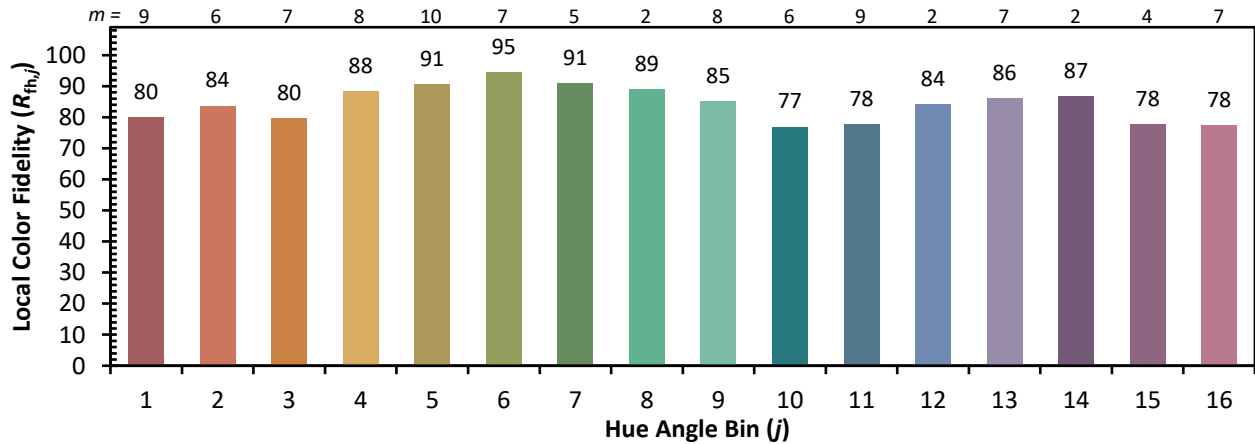
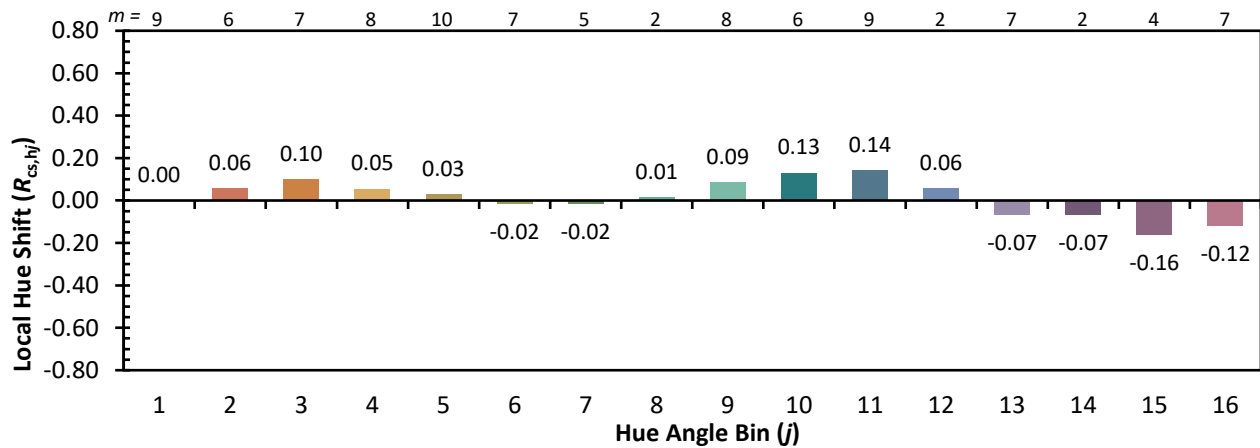
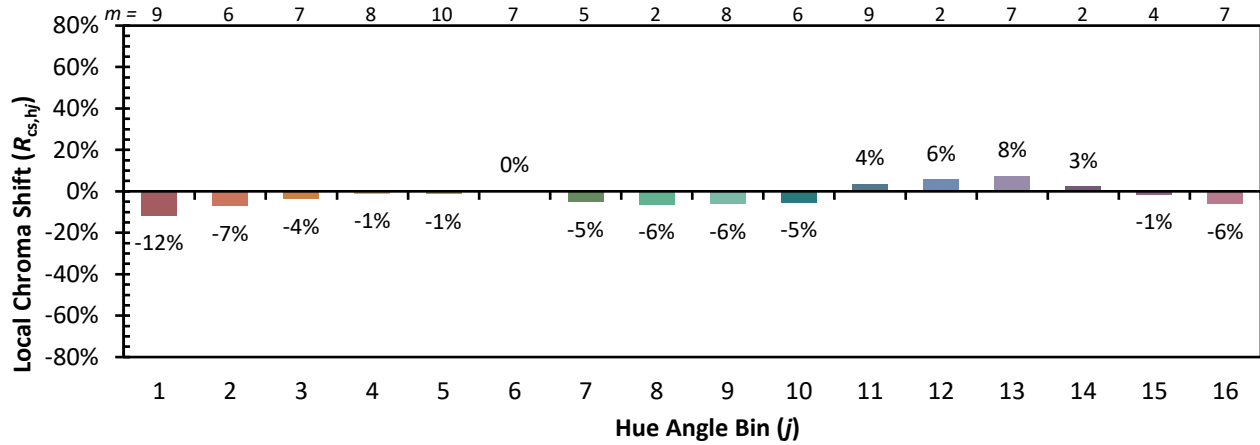
CES01 = 85	CES26 = 85	CES51 = 92	CES76 = 77
CES02 = 61	CES27 = 90	CES52 = 94	CES77 = 83
CES03 = 31	CES28 = 93	CES53 = 90	CES78 = 76
CES04 = 69	CES29 = 92	CES54 = 88	CES79 = 92
CES05 = 48	CES30 = 90	CES55 = 85	CES80 = 90
CES06 = 50	CES31 = 93	CES56 = 85	CES81 = 80
CES07 = 41	CES32 = 85	CES57 = 83	CES82 = 95
CES08 = 40	CES33 = 98	CES58 = 84	CES83 = 96
CES09 = 29	CES34 = 89	CES59 = 91	CES84 = 90
CES10 = 74	CES35 = 93	CES60 = 88	CES85 = 77
CES11 = 57	CES36 = 77	CES61 = 86	CES86 = 75
CES12 = 63	CES37 = 93	CES62 = 79	CES87 = 84
CES13 = 42	CES38 = 83	CES63 = 85	CES88 = 89
CES14 = 74	CES39 = 98	CES64 = 77	CES89 = 78
CES15 = 71	CES40 = 97	CES65 = 77	CES90 = 90
CES16 = 47	CES41 = 95	CES66 = 74	CES91 = 67
CES17 = 49	CES42 = 94	CES67 = 72	CES92 = 64
CES18 = 56	CES43 = 91	CES68 = 77	CES93 = 78
CES19 = 71	CES44 = 99	CES69 = 81	CES94 = 64
CES20 = 65	CES45 = 95	CES70 = 75	CES95 = 72
CES21 = 86	CES46 = 92	CES71 = 67	CES96 = 84
CES22 = 78	CES47 = 95	CES72 = 89	CES97 = 91
CES23 = 91	CES48 = 84	CES73 = 68	CES98 = 86
CES24 = 90	CES49 = 92	CES74 = 90	CES99 = 78
CES25 = 71	CES50 = 93	CES75 = 71	



REPORT NUMBER: SP1-2312-242-3

TM-30-18

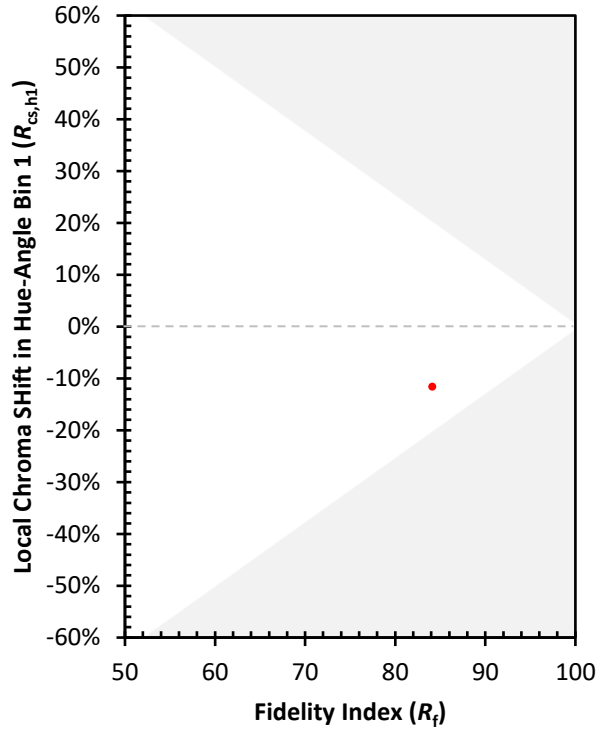
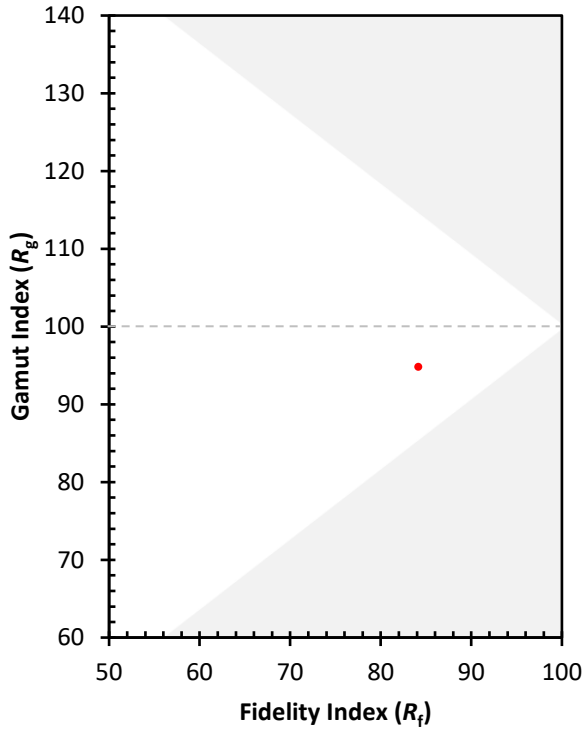
Color Rendition by Hue-Angle Bin



REPORT NUMBER: SP1-2312-242-3

TM-30-18

Measure Comparisons





TEST NUMBER: P958963
 CATALOG NUMBER: CB2-B-030U-085D-840-1D-UNV-STD-W-4

CIE UGR TABLE:

Reflectances:											
Ceiling		0.7	0.7	0.5	0.5	0.3	0.7	0.7	0.5	0.5	0.3
Wall		0.5	0.3	0.5	0.3	0.3	0.5	0.3	0.5	0.3	0.3
Reference plane		0.2	0.2	0.2	0.2	0.2	0.2	0.2	0.2	0.2	0.2
Room dimensions		Viewed crosswise					Viewed endwise				
X=2H	Y=2H	19.73	20.77	20.51	21.57	22.55	18.63	19.67	19.41	20.47	21.45
	3H	21.39	22.32	22.18	23.13	24.14	20.17	21.10	20.97	21.92	22.92
	4H	22.02	22.90	22.84	23.72	24.74	20.75	21.63	21.56	22.45	23.47
	6H	22.43	23.25	23.26	24.08	25.11	21.13	21.94	21.96	22.77	23.81
	8H	22.59	23.36	23.42	24.21	25.24	21.28	22.05	22.11	22.90	23.93
	12H	22.67	23.41	23.51	24.25	25.31	21.35	22.08	22.19	22.92	23.98
4H	2H	20.16	21.04	20.98	21.86	22.88	19.28	20.16	20.10	20.99	22.01
	3H	22.04	22.78	22.87	23.63	24.67	21.04	21.77	21.86	22.62	23.66
	4H	22.80	23.46	23.64	24.32	25.38	21.72	22.38	22.56	23.24	24.30
	6H	23.33	23.90	24.19	24.78	25.85	22.20	22.78	23.06	23.65	24.72
	8H	23.54	24.07	24.40	24.95	26.03	22.40	22.93	23.26	23.81	24.89
	12H	23.65	24.14	24.53	25.03	26.11	22.49	22.98	23.37	23.87	24.95
8H	4H	22.97	23.51	23.83	24.38	25.46	22.00	22.54	22.87	23.41	24.50
	6H	23.62	24.06	24.51	24.98	26.06	22.62	23.06	23.50	23.97	25.06
	8H	23.91	24.30	24.81	25.21	26.31	22.89	23.29	23.79	24.19	25.29
	12H	24.09	24.44	24.99	25.34	26.49	23.05	23.40	23.95	24.30	25.45
12H	4H	22.96	23.44	23.84	24.33	25.42	22.02	22.50	22.90	23.39	24.48
	6H	23.65	24.04	24.55	24.95	26.05	22.68	23.08	23.58	23.98	25.08
	8H	23.97	24.32	24.87	25.22	26.37	22.99	23.34	23.90	24.24	25.39